

Frederick TransIT Transit Development Plan

TSAC Meeting | April 16, 2020



Today's Focus

- Review of Existing Services
 - TransIT Ridership
 - Performance Measures
 - Funding Sources

- Next Steps: Looking Towards Alternatives

Existing Services Analysis

■ Frederick County TransIT

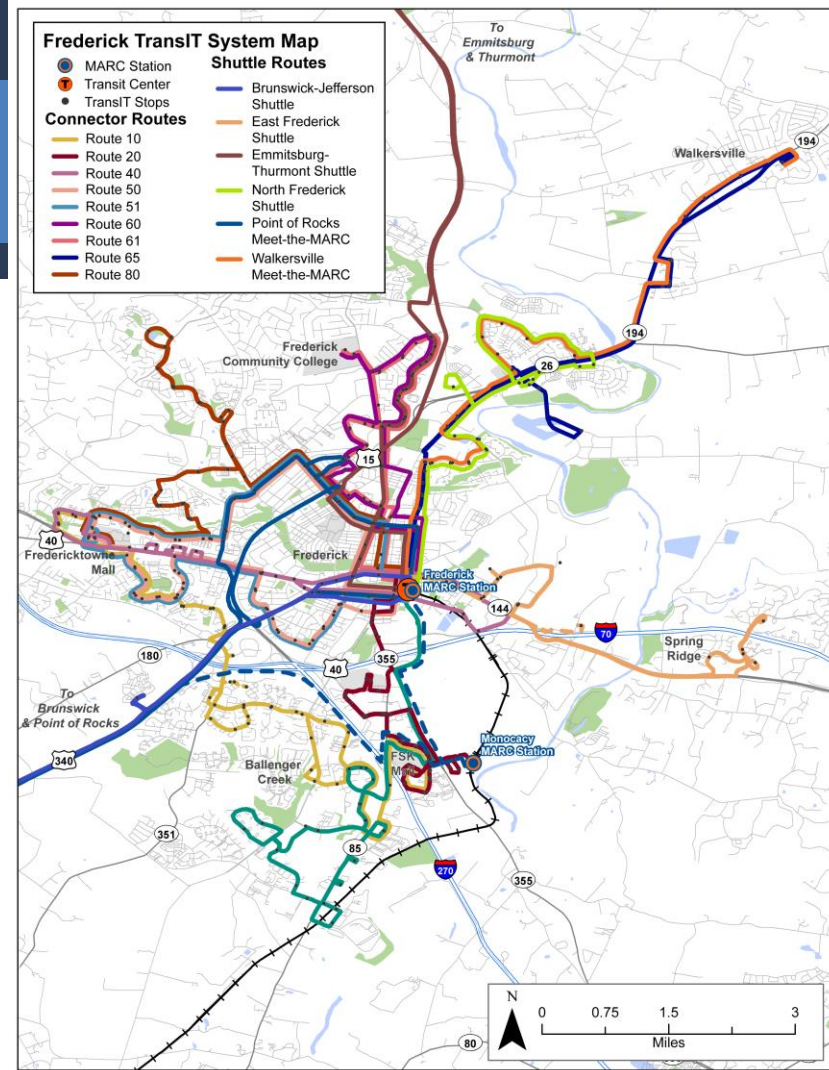
- Fixed Route Connectors
- Commuter Shuttles
- Taxi Access Program
- TransIT Plus Demand Response
- ADA Paratransit

■ Other Providers

- MDOT MTA Commuter Bus
- MARC Commuter Rail
- Uber/Lyft
- Taxi Companies
- ADA Paratransit

TransIT System Map

Transfers available at Transit Center, Frederick Towne Mall, and Francis Scott Key Mall

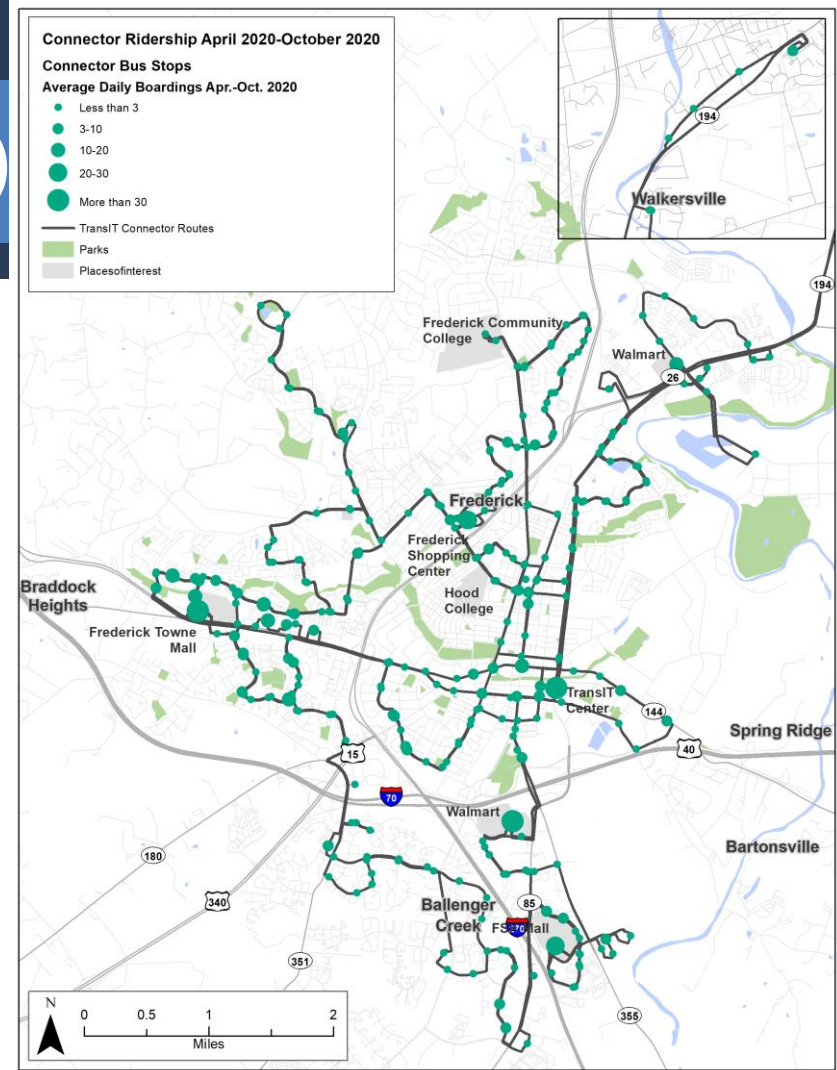


Connectors: 2019 and 2020 Ridership Comparison

Route	Apr - Oct 2019	Apr - Oct 2020	Percent Change
Route 10	45,014	20,282	-54.9%
Route 20	47,451	30,695	-35.3%
Route 40	50,535	35,662	-29.4%
Route 50	36,670	25,955	-29.2%
Route 51	46,603	16,753	-64.1%
Route 60	29,392	16,053	-45.4%
Route 61	21,377	7,178	-66.4%
Route 65	27,275	13,230	-51.5%
Route 80	10,691	5,322	-50.2%

Connector Ridership by Stop (2020)

- Highest ridership stops were generally those with available transfers
- TransIT Center
- Frederick Towne Mall
- Francis Scott Key Mall
- Walmart on Buckeystown Pike also had high ridership



FY2020 MDOT MTA Performance

- MDOT MTA established performance measures for locally operated transit systems in Maryland. Measures include:
 - Cost per hour
 - Cost per mile
 - Cost per trip
 - Farebox Recovery
 - Trips per Mile
 - Trips per hour

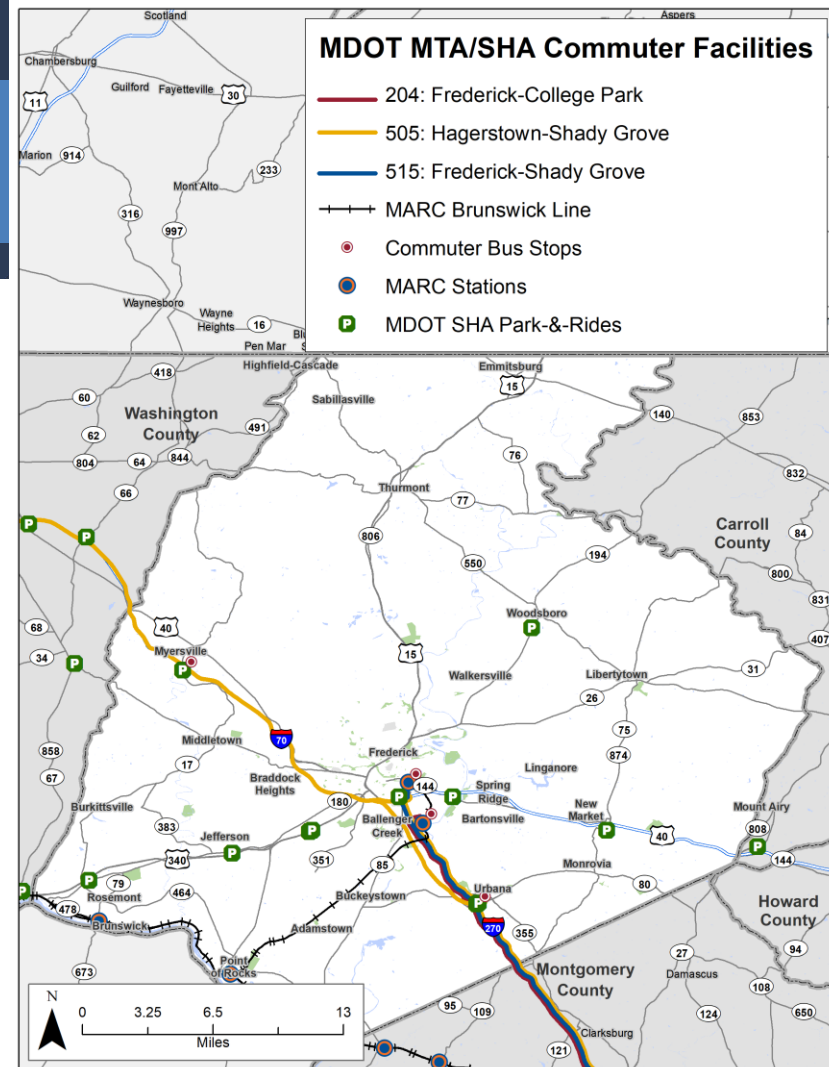
Operating Funds FY2020

Source	Total Cost	Federal/State	Local	Fares
Section 5307 Fixed Route	\$2,415,868	\$1,650,136	\$562,303	\$203,429
Section 5311 Fixed Route	\$492,978	\$346,254	\$120,259	\$26,465
ADA	\$2,369,890	\$1,637,770	\$559,439	\$172,681
SSTAP/Demand Response	\$1,427,494	\$421,783	\$623,121	\$382,590
Taxi Access Program	\$167,876	\$108,842	\$38,961	\$20,073

TransIT Vehicle Fleet

- 2 vehicles up for replacement in FY22
- 57 vehicle fleet
 - 23 vehicles used for service in urbanized area
 - 8 vehicles used for shuttle service
 - 18 used for TransIT Plus
 - 3 utility vehicles

Other Regional Providers



Other Transportation Options

■ Taxi Services

■ Frederick City Cab, Gordon's Transportation, Henry's Airport Service, Agniman Transportation*, Taxi Fiesta*, Yellow Cab, Bowie Taxi*

■ 5310 Human Service Transportation Providers

■ Daybreak Adult Day services

■ Star Community, Inc

■ Unified Community Connections

■ Way Station

■ Ridehailing applications like Uber and Lyft

Looking Forward: Alternatives

- Previous TDP included the following alternatives that have yet to be implemented:
 - Extending service hours
 - Implementing Sunday service
 - Expanded hours and capacity on Transit Plus
- New service concepts: Microtransit
 - A technology-based transit service that uses mobile applications to provide one seat rides within a designated service area

Next Steps

- Complete Technical Memorandum #3: Alternatives
- Collect and analyze results from active community and rider surveys
- Finalize existing tech memos for inclusion in draft plan

Our Contact Information

- Joel Eisenfeld
 - ▷ jeisenfeld@kfhgroup.com
- ▷ Joey Celtnieks
 - ▷ jceltnieks@kfhgroup.com