

## How to search for projects on the Planning and Permitting application portal

<https://planningandpermitting.frederickcountymd.gov/>

You do not need an account to search for projects.

Start by clicking Lookup Record. If you know the application number, you can enter it in that field before clicking search.

The screenshot shows the top navigation bar of the Frederick County Planning and Permitting application portal. The navigation items are: Frederick County logo, "Lookup Record" (highlighted in yellow), "Submit an Application/Request", and "Need Help?". Below the navigation bar is a "Find Records" section. On the left is a search filter panel with a "Filter" dropdown (showing 1 filter), a "Clear All" link, and a "Search" button. The filter panel includes checkboxes for "Open Records" (checked) and "Closed Records" (unchecked). Below the checkboxes are input fields for "First Name", "Last Name", "Business Name", and "Application Number". On the right is a map interface with a "Map" toggle switch (turned on). The map shows a search area over Frederick County, Maryland, with various towns labeled: Myersville, Middletown, Frederick, Walkersville, Woodsboro, New Market, and Mount Airy. A search bar above the map says "Search by location or parcel". At the bottom of the map area, it says "SEARCH PUBLIC RECORDS".

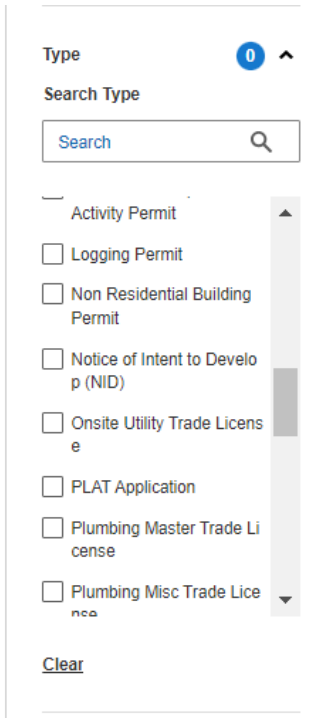
If you do not know the application number, the parcel ID or address can be used to search.

\*\*The parcel number is the Maryland State Department of Assessments district and account number with no spaces. A total of 8 numerical digits.

A list with recently submitted Development Review projects can be found on our [Development Review and Planning Homepage](#).

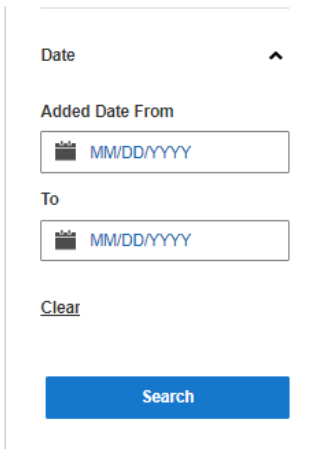
You can search by application type.

**\*\*Most Development Review applications that require Frederick County Planning Commission approval will fall under the Preliminary Plan and Site Plan categories.**



The screenshot shows a search filter panel titled "Type". At the top, there is a blue circle with the number "0" and an upward-pointing arrow. Below the title is a "Search Type" section with a search input field containing the word "Search" and a magnifying glass icon. A list of application types follows, each with an unchecked checkbox: "Activity Permit", "Logging Permit", "Non Residential Building Permit", "Notice of Intent to Develop (NID)", "Onsite Utility Trade License", "PLAT Application", "Plumbing Master Trade License", and "Plumbing Misc Trade License". A vertical scrollbar is on the right side of the list. At the bottom of the panel is a "Clear" link.

You can search by added date.





The screenshot shows a search filter panel titled "Date". At the top, there is an upward-pointing arrow. Below the title is an "Added Date From" section with a date input field containing the placeholder "MM/DD/YYYY" and a calendar icon. Below that is a "To" section with another date input field containing the placeholder "MM/DD/YYYY" and a calendar icon. At the bottom of the panel is a "Clear" link and a blue "Search" button.

Once you have found a project, you click on the blue hyperlink to open the application.

**\*\*Each page of applications will hold up to 10. If there are more than 10, you will see a Prev ← → Next toggle.**

Sort by

« Prev 1 Next »

<p><a href="#">View Details</a></p> <p><b>Site / Concept and Sketch Plans</b></p> <p>Test 9 2</p> <p> <a href="#">SP275419</a></p>	<p><b>Status</b></p> <p>Added Date 05/17/2023</p> <p>Approved Date</p> <p>Expire Date</p>	<p><b>Details</b></p> <p>Sub-type SITE PLAN TYPE 3</p>
<p><a href="#">View Details</a></p> <p><b>Site / Concept and Sketch Plans</b></p> <p>TEST PDOX update</p> <p> <a href="#">SP275402</a></p>	<p><b>Status</b></p> <p>Added Date 05/15/2023</p> <p>Approved Date</p> <p>Expire Date</p>	<p><b>Details</b></p> <p>Sub-type SITE PLAN TYPE 3</p>

« Prev 1 Next »

For questions on Development Review projects, please contact our office at 301-600-1138.